






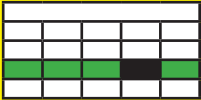






Worksheets A6.a-d: For use with Table 10.2 (Balance remaining on a 30-year loan).

(a) Determining a Balance	
Inputs Needed: Rate, Time, Principal	
1. Enter <i>Rate</i> (in annual percent):	
2. Enter <i>Time</i> (in years):	
3. Locate row with <i>Rate</i> .	<div style="display: flex; align-items: center;"> <div style="margin-right: 10px;">Rate</div>  </div>
4. Locate column with <i>Time</i> .	<div style="display: flex; align-items: center;"> <div style="margin-right: 10px;">Time</div>  </div>
5. Enter value from box at the row-column intersection:	
6. Enter <i>Principal</i> (in dollars):	
7. Divide Box 6 by 10,000.	
8. Multiply Box 5 by Box 7 for the <i>Balance</i> :	

(b) Determining a Rate	
Inputs Needed: Principal, Balance, Time	
1. Enter <i>Principal</i> (in dollars):	
2. Divide Box 1 by 10,000.	
3. Enter <i>Balance</i> (in dollars):	
4. Divide Box 3 by Box 2.	
5. Enter <i>Time</i> :	
6. Locate column with <i>Time</i> .	<div style="display: flex; align-items: center;"> <div style="margin-right: 10px;">Time</div>  </div>
7. Find the value in the time column closest to the value in Box 4.	
8. Result is the <i>Rate</i> for the corresponding row:	<div style="display: flex; align-items: center;"> <div style="margin-right: 10px;">Rate</div>  </div>

For examples see Chapter 10: Examples 10.9 and 10.10.

(c) Determining a Time	
Inputs Needed: <i>Principal, Balance, Rate</i>	
1. Enter <i>Principal</i> (in dollars):	
2. Divide Box 1 by 10,000.	
3. Enter <i>Balance</i> (in dollars):	
4. Divide Box 3 by Box 2.	
5. Enter <i>Rate</i> (in annual percent):	
6. Locate row with the <i>Rate</i> .	<div style="display: flex; align-items: center;"> <div style="margin-right: 10px;">Rate →</div>  </div>
7. Find the value in the rate row closest to the value in Box 4.	
8. Result is the <i>Time</i> for the corresponding column:	<div style="display: flex; align-items: center;"> <div style="margin-right: 10px;">Time →</div>  </div>

(d) Determining a Principal	
Inputs Needed: <i>Rate, Time, Balance</i>	
1. Enter <i>Rate</i> (in annual percent):	
2. Enter <i>Time</i> (in years):	
3. Locate row with <i>Rate</i> .	<div style="display: flex; align-items: center;"> <div style="margin-right: 10px;">Rate →</div>  </div>
4. Locate column with <i>Time</i> .	<div style="display: flex; align-items: center;"> <div style="margin-right: 10px;">Time →</div>  </div>
5. Enter value from box at the row-column intersection:	
6. Enter <i>Balance</i> (in dollars):	
7. Divide Box 6 by Box 5.	
8. Multiply Box 7 by 10,000 for the <i>Principal</i> :	